


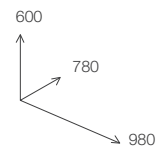




-  Standard core temperature probe
-  Side-hinged door with hermetic closure
-  Direct steam injection



G|PRO 5 DIGITAL

Max 5 grids 1/1 GN 530 x 325 mm

Distance between grids 70 mm
2 grids 1/1 GN included
2 motors with reverse system
Temperature 0-280 °C

Digital timer 0-10 h
2 water drop trays
Cooling fan in the electronics area
Powered steam chimney vent
20 programs (6 cycles each program)

Electric power	7.100 W
Voltage	400 V ~ 3N ⚡ / upon request 230 V ~ 3N
Frequency	50/60 Hz
Weight	81,5 kg
Dimensions (W x D x H)	980 x 780 x 600 mm
Wheelbase feet (W x D)	800 x 545 mm

MADE IN
ITALY